


ABN: required
Company name: required
Email: required
Site contact: required
Phone: required
Order number: Date: dd/mm/yy
Pickup or Delivery: Pickup Delivery

Delivery address: required
Delivery date: dd/mm/yy Time:
Truck types:
Unload method:
Site restrictions:
Further details:

Choice of 6 profiles

Use buttons below to navigate to any of six profile sizings • Complete as many sections as required

RW110C Speedy Snap-In RW156C Speedy Snap-In RW200C Speedy Snap-In RW256S Slide-In RW275S Slide-In RW300S Slide-In



Speedy Snap-In™ Wall Panels Select stock heights or enter custom heights from 600mm to 7.5m^h
110mm 110mm 110mm 110mm 110mm
Ezy-Fit™ 90° Corners
H-joiners

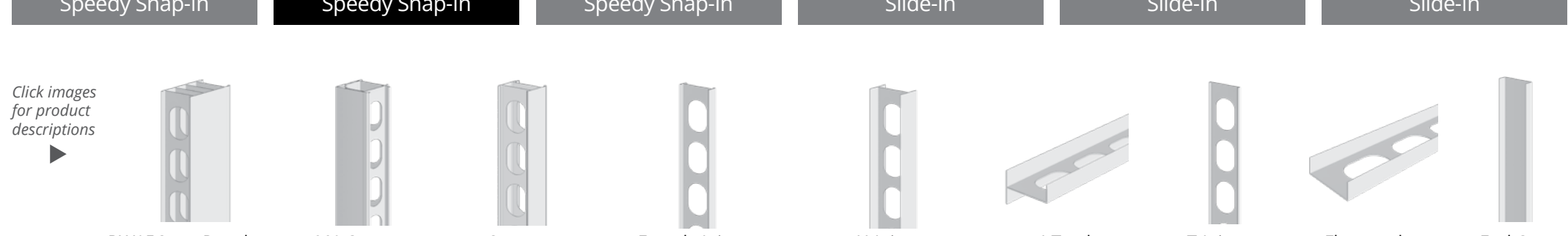
T-joiners
110mm 110mm
Squint Angles For non-90° corners

Additional to your m² pricing
Floor track RW110 included in your m² pricing
Extra floor track*
Screws 1,000 per box
End Caps
Fibre Cement Strip (FCS 9mm)
Braces 1.5m, 3m or 4.5m heights

* Allow up to 10 working day lead time for custom heights. Panel heights under 2500mm incur a cutting fee of \$2.50 per panel

Click below to add other widths or Review total and Submit or print summary page

RW110C Speedy Snap-In RW156C Speedy Snap-In RW200C Speedy Snap-In RW256S Slide-In RW275S Slide-In RW300S Slide-In



Speedy Snap-In™ Wall Panels Select stock heights or enter custom heights from 600mm to 7.5m^h
156mm 156mm 156mm 156mm 156mm
Ezy-Fit™ 90° Corners
Spacers 115mm
H-joiners

T-joiners
156mm 156mm
Female/Female Joiners (face width 42mm)

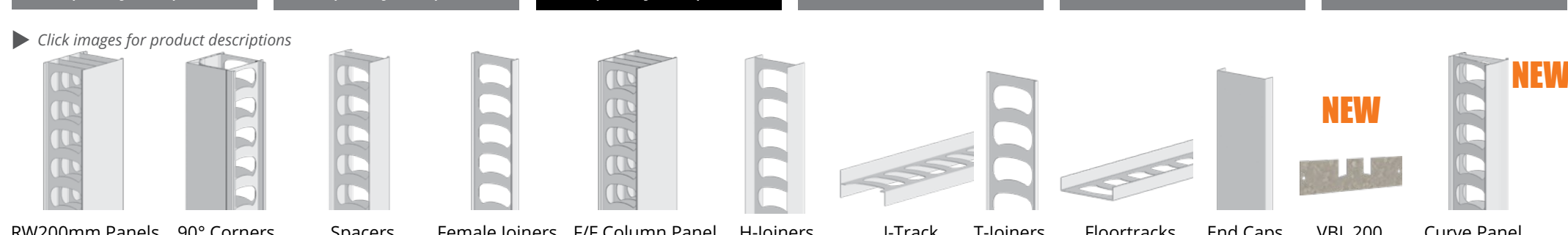
J-Track
Squint Angles (Colorbond®) For non-90° corners

Additional to your m² pricing
Floor track RW156 included in your m² pricing
Extra floor track*
Screws 1,000 per box
End Caps
Fibre Cement Strip (FCS 9mm)
Braces 1.5m, 3m or 4.5m heights

* Allow up to 10 working day lead time for custom heights. Panel heights under 2500mm incur a cutting fee of \$2.50 per panel

Click below to add other widths or Review total and Submit or print summary page

RW110C Speedy Snap-In RW156C Speedy Snap-In RW200C Speedy Snap-In RW256S Slide-In RW275S Slide-In RW300S Slide-In



Speedy Snap-In™ Wall Panels Select stock heights or enter custom heights from 600mm to 7.5m^h
200mm 200mm 200mm 200mm 200mm
Ezy-Fit™ 90° Corners
Spacers 115mm
H-joiners
T-joiners

Female/Female Joiners (face width 42mm)
200mm 200mm
Female/Female Column Panel (face width 250mm)
15 degree Curve Panel

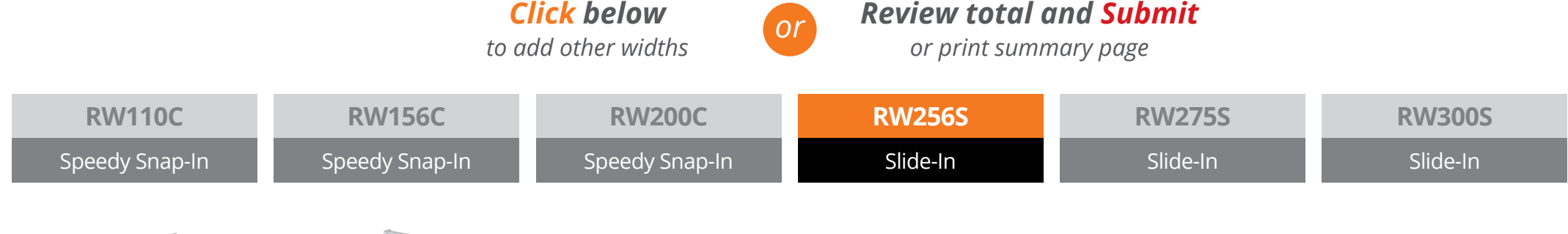
J-Track
Squint Angles (Colorbond®) For non-90° corners
Vertical Bar Locator We strongly recommend VBLs for securing of your vertical reinforcement bars

Additional to your m² pricing
Floor track RW200 included in your m² pricing
Extra floor track*
Screws 1,000 per box
End Caps
Fibre Cement Strip (FCS 9mm compressed)
Braces 1.5m, 3m or 4.5m heights

* Allow up to 10 working day lead time for custom heights. Panel heights under 2500mm incur a cutting fee of \$2.50 per panel

Click below to add other widths or Review total and Submit or print summary page

RW110C Speedy Snap-In RW156C Speedy Snap-In RW200C Speedy Snap-In RW256S Slide-In RW275S Slide-In RW300S Slide-In



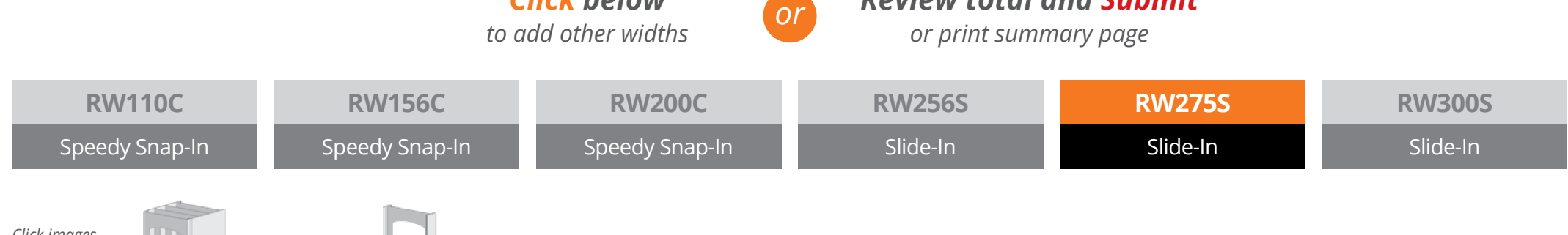
Slide-In Wall Panels Select stock heights or enter custom heights from 600mm to 7.5m^h
256mm 256mm 256mm 256mm 256mm
Female/Female Joiners (face width 42mm)
Vertical Bar Locator We strongly recommend VBLs for securing of your vertical reinforcement bars

Additional to your m² pricing
Floor track RW256 included in your m² pricing
Extra floor track*
Screws 1,000 per box
End Caps
Fibre Cement Strip (FCS 9mm compressed)
Braces 1.5m, 3m or 4.5m heights

* Allow up to 10 working day lead time for custom heights. Panel heights under 2500mm incur a cutting fee of \$2.50 per panel

Click below to add other widths or Review total and Submit or print summary page

RW110C Speedy Snap-In RW156C Speedy Snap-In RW200C Speedy Snap-In RW256S Slide-In RW275S Slide-In RW300S Slide-In



Slide-In Wall Panels Select stock heights or enter custom heights from 600mm to 7.5m^h
275mm 275mm 275mm 275mm 275mm
Female/Female Joiners (face width 42mm)
Vertical Bar Locator We strongly recommend VBLs for securing of your vertical reinforcement bars

Additional to your m² pricing
Screws 1,000 per box
Braces 1.5m, 3m or 4.5m heights
Fibre Cement Strip (FCS 12mm compressed)

* Allow up to 10 working day lead time for custom heights. Panel heights under 2500mm incur a cutting fee of \$2.50 per panel

Click below to add other widths or Review total and Submit or print summary page

RW110C Speedy Snap-In RW156C Speedy Snap-In RW200C Speedy Snap-In RW256S Slide-In RW275S Slide-In RW300S Slide-In



Slide-In Wall Panels Select stock heights or enter custom heights from 600mm to 7.5m^h
300mm 300mm 300mm 300mm 300mm
Female/Female Joiners 62mm
Vertical Bar Locator We strongly recommend VBLs for securing of your vertical reinforcement bars

Additional to your m² pricing
Screws 1,000 per box
Braces 1.5m, 3m or 4.5m heights
Fibre Cement Strip (FCS 12mm compressed)

* Allow up to 10 working day lead time for custom heights. Panel heights under 2500mm incur a cutting fee of \$2.50 per panel

RW110C Speedy Snap-In RW156C Speedy Snap-In RW200C Speedy Snap-In RW256S Slide-In RW275S Slide-In RW300S Slide-In

Table with 2 columns: Item, Value. Rows: Total m², Cost per m², Components, Extras.

Print a summary page

Save order Then create an email, attach this order and send: afsorders@csr.com.au