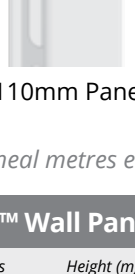
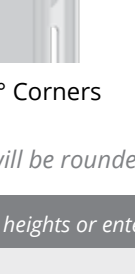
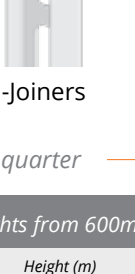
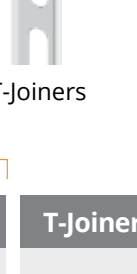

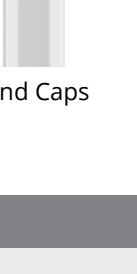


ABN:	<i>required</i>	Delivery address:	<i>required</i>
Company name:	<i>required</i>	Delivery date:	<i>dd/mm/yy</i> Time:
Email:	<i>required</i>	Truck types:	
Site contact:	<i>required</i>	Unload method:	
Phone:	<i>required</i>	Site restrictions:	
Order number:	Date:	<i>dd/mm/yy</i>	Further details:
Pickup or Delivery:	<input type="radio"/> Pickup <input type="radio"/> Delivery		

Choice of 6 profiles

Use buttons below to navigate to any of six profile sizings • Complete as many sections as required

RW110C Speedy Snap-In	RW156C Speedy Snap-In	RW200C Speedy Snap-In	RW256S Slide-In	RW275S Slide-In	RW300S Slide-In
					
RW110mm Panels 90° Corners H-Joiners T-Joiners Floortracks End Caps					

Lineal metres entered below will be rounded-up to next quarter

Speedy Snap-In™ Wall Panels Select stock heights or enter custom heights from 600mm to 7.5m[^]

Lineal Metres	Height (m)	Total m ²	Lineal Metres	Height (m)	Total m ²
110mm	<input type="text"/>	<input type="text"/>	110mm	<input type="text"/>	<input type="text"/>
110mm	<input type="text"/>	<input type="text"/>	110mm	<input type="text"/>	<input type="text"/>
110mm	<input type="text"/>	<input type="text"/>	110mm	<input type="text"/>	<input type="text"/>
110mm	<input type="text"/>	<input type="text"/>	110mm	<input type="text"/>	<input type="text"/>
110mm	<input type="text"/>	<input type="text"/>	110mm	<input type="text"/>	<input type="text"/>

Ezy-Fit™ 90° Corners

Quantity	Height (m)	Total m ²	Quantity	Height (m)	Total m ²
110mm	<input type="text"/>	<input type="text"/>	110mm	<input type="text"/>	<input type="text"/>
110mm	<input type="text"/>	<input type="text"/>	110mm	<input type="text"/>	<input type="text"/>
110mm	<input type="text"/>	<input type="text"/>	110mm	<input type="text"/>	<input type="text"/>

H-Joiners

Quantity	Height (m)	Quantity	Height (m)
110mm	<input type="text"/>	110mm	<input type="text"/>
110mm	<input type="text"/>	110mm	<input type="text"/>

T-Joiners

Quantity	Height (m)	Quantity	Height (m)
110mm	<input type="text"/>	110mm	<input type="text"/>
110mm	<input type="text"/>	110mm	<input type="text"/>

Squint Angles For non-90° corners

Quantity	Height (m)
<input type="text"/>	<input type="text"/>

Additional to your m² pricing

Floor track
☐ No floor track required with this order
RW110 included in your m² pricing
☐ Accept the recommended Floor track amount 00 L/M
Extra floor track*
Enter lineal metres you require, additional to that included in your m² pricing *supplied in 3m lengths
☐ PVC floor track ☐ Floor angle
Screws 1,000 per box
☐ No screws required with this order
 Boxes x 25mm

End Caps

Quantity	Height (m)
110mm	<input type="text"/>
110mm	<input type="text"/>

Fibre Cement Strip (FCS 9mm)

Quantity	Height (m)
110mm	<input type="text"/>

Braces 1.5m, 3m or 4.5m heights


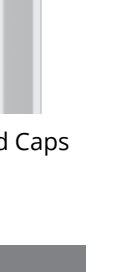
Qty	1.5m	x	\$55	=	\$
Qty	3m	x	\$60	=	\$
Qty	4.5m	x	\$120	=	\$

[^] Allow up to 10 working day lead time for custom heights. Panel heights under 2500mm incur a cutting fee of \$2.50 per panel

Click below to add other widths

or

Review total and Submit or print summary page

RW110C Speedy Snap-In	RW156C Speedy Snap-In	RW200C Speedy Snap-In	RW256S Slide-In	RW275S Slide-In	RW300S Slide-In				
									
RW156mm Panels 90° Corners Spacers Female Joiners F/F Column Panel H-Joiners J-Track T-Joiners Floortracks End Caps									

Speedy Snap-In™ Wall Panels Select stock heights or enter custom heights from 600mm to 7.5m [^]	Female/Female Joiners (face width 42mm)																																																
<table><tr><th>Lineal Metres</th><th>Height (m)</th><th>Total m²</th><th>Lineal Metres</th><th>Height (m)</th><th>Total m²</th></tr><tr><td>156mm</td><td><input type="text"/></td><td><input type="text"/></td><td>156mm</td><td><input type="text"/></td><td><input type="text"/></td></tr><tr><td>156mm</td><td><input type="text"/></td><td><input type="text"/></td><td>156mm</td><td><input type="text"/></td><td><input type="text"/></td></tr><tr><td>156mm</td><td><input type="text"/></td><td><input type="text"/></td><td>156mm</td><td><input type="text"/></td><td><input type="text"/></td></tr><tr><td>156mm</td><td><input type="text"/></td><td><input type="text"/></td><td>156mm</td><td><input type="text"/></td><td><input type="text"/></td></tr><tr><td>156mm</td><td><input type="text"/></td><td><input type="text"/></td><td>156mm</td><td><input type="text"/></td><td><input type="text"/></td></tr></table>	Lineal Metres	Height (m)	Total m ²	Lineal Metres	Height (m)	Total m ²	156mm	<input type="text"/>	<input type="text"/>	156mm	<input type="text"/>	<input type="text"/>	156mm	<input type="text"/>	<input type="text"/>	156mm	<input type="text"/>	<input type="text"/>	156mm	<input type="text"/>	<input type="text"/>	156mm	<input type="text"/>	<input type="text"/>	156mm	<input type="text"/>	<input type="text"/>	156mm	<input type="text"/>	<input type="text"/>	156mm	<input type="text"/>	<input type="text"/>	156mm	<input type="text"/>	<input type="text"/>	<table><tr><th>Quantity</th><th>Height (m)</th><th>Quantity</th><th>Height (m)</th></tr><tr><td>156mm</td><td><input type="text"/></td><td>156mm</td><td><input type="text"/></td></tr><tr><td>156mm</td><td><input type="text"/></td><td>156mm</td><td><input type="text"/></td></tr></table>	Quantity	Height (m)	Quantity	Height (m)	156mm	<input type="text"/>	156mm	<input type="text"/>	156mm	<input type="text"/>	156mm	<input type="text"/>
Lineal Metres	Height (m)	Total m ²	Lineal Metres	Height (m)	Total m ²																																												
156mm	<input type="text"/>	<input type="text"/>	156mm	<input type="text"/>	<input type="text"/>																																												
156mm	<input type="text"/>	<input type="text"/>	156mm	<input type="text"/>	<input type="text"/>																																												
156mm	<input type="text"/>	<input type="text"/>	156mm	<input type="text"/>	<input type="text"/>																																												
156mm	<input type="text"/>	<input type="text"/>	156mm	<input type="text"/>	<input type="text"/>																																												
156mm	<input type="text"/>	<input type="text"/>	156mm	<input type="text"/>	<input type="text"/>																																												
Quantity	Height (m)	Quantity	Height (m)																																														
156mm	<input type="text"/>	156mm	<input type="text"/>																																														
156mm	<input type="text"/>	156mm	<input type="text"/>																																														
Ezy-Fit™ 90° Corners	Female/Female Column Panel (face width 250mm)																																																
<table><tr><th>Quantity</th><th>Height (m)</th><th>Total m²</th><th>Quantity</th><th>Height (m)</th><th>Total m²</th></tr><tr><td>156mm</td><td><input type="text"/></td><td><input type="text"/></td><td>156mm</td><td><input type="text"/></td><td><input type="text"/></td></tr><tr><td>156mm</td><td><input type="text"/></td><td><input type="text"/></td><td>156mm</td><td><input type="text"/></td><td><input type="text"/></td></tr><tr><td>156mm</td><td><input type="text"/></td><td><input type="text"/></td><td>156mm</td><td><input type="text"/></td><td><input type="text"/></td></tr></table>	Quantity	Height (m)	Total m ²	Quantity	Height (m)	Total m ²	156mm	<input type="text"/>	<input type="text"/>	156mm	<input type="text"/>	<input type="text"/>	156mm	<input type="text"/>	<input type="text"/>	156mm	<input type="text"/>	<input type="text"/>	156mm	<input type="text"/>	<input type="text"/>	156mm	<input type="text"/>	<input type="text"/>	<table><tr><th>Quantity</th><th>Height (m)</th><th>Quantity</th><th>Height (m)</th></tr><tr><td>156mm</td><td><input type="text"/></td><td>156mm</td><td><input type="text"/></td></tr><tr><td>156mm</td><td><input type="text"/></td><td>156mm</td><td><input type="text"/></td></tr></table>	Quantity	Height (m)	Quantity	Height (m)	156mm	<input type="text"/>	156mm	<input type="text"/>	156mm	<input type="text"/>	156mm	<input type="text"/>												
Quantity	Height (m)	Total m ²	Quantity	Height (m)	Total m ²																																												
156mm	<input type="text"/>	<input type="text"/>	156mm	<input type="text"/>	<input type="text"/>																																												
156mm	<input type="text"/>	<input type="text"/>	156mm	<input type="text"/>	<input type="text"/>																																												
156mm	<input type="text"/>	<input type="text"/>	156mm	<input type="text"/>	<input type="text"/>																																												
Quantity	Height (m)	Quantity	Height (m)																																														
156mm	<input type="text"/>	156mm	<input type="text"/>																																														
156mm	<input type="text"/>	156mm	<input type="text"/>																																														
Spacers 115mm	J-Track																																																
<table><tr><th>Quantity</th><th>Height (m)</th><th>Quantity</th><th>Height (m)</th></tr><tr><td>156mm</td><td><input type="text"/></td><td>156mm</td><td><input type="text"/></td></tr><tr><td>156mm</td><td><input type="text"/></td><td>156mm</td><td><input type="text"/></td></tr></table>	Quantity	Height (m)	Quantity	Height (m)	156mm	<input type="text"/>	156mm	<input type="text"/>	156mm	<input type="text"/>	156mm	<input type="text"/>	<table><tr><th>Quantity</th><th>Height (m)</th></tr><tr><td>156mm</td><td><input type="text"/></td></tr></table>	Quantity	Height (m)	156mm	<input type="text"/>																																
Quantity	Height (m)	Quantity	Height (m)																																														
156mm	<input type="text"/>	156mm	<input type="text"/>																																														
156mm	<input type="text"/>	156mm	<input type="text"/>																																														
Quantity	Height (m)																																																
156mm	<input type="text"/>																																																
H-Joiners	Squint Angles (Colorbond®) For non-90° corners																																																
<table><tr><th>Quantity</th><th>Height (m)</th><th>Quantity</th><th>Height (m)</th></tr><tr><td>156mm</td><td><input type="text"/></td><td>156mm</td><td><input type="text"/></td></tr><tr><td>156mm</td><td><input type="text"/></td><td>156mm</td><td><input type="text"/></td></tr></table>	Quantity	Height (m)	Quantity	Height (m)	156mm	<input type="text"/>	156mm	<input type="text"/>	156mm	<input type="text"/>	156mm	<input type="text"/>	<table><tr><th>Quantity</th><th>Height (m)</th></tr><tr><td>156mm</td><td><input type="text"/></td></tr></table>	Quantity	Height (m)	156mm	<input type="text"/>																																
Quantity	Height (m)	Quantity	Height (m)																																														
156mm	<input type="text"/>	156mm	<input type="text"/>																																														
156mm	<input type="text"/>	156mm	<input type="text"/>																																														
Quantity	Height (m)																																																
156mm	<input type="text"/>																																																
T-Joiners	<div>Additional to your m² pricing</div> <div><div>Floor track <input type="radio"/> No floor track required with this order RW156 included in your m² pricing <input type="radio"/> Accept the recommended Floor track amount 00 L/M Extra floor track* Enter lineal metres you require, additional to that included in your m² pricing *supplied in 3m lengths <input type="radio"/> PVC floor track <input type="radio"/> Floor angle Screws 1,000 per box <input type="radio"/> No screws required with this order <input type="text"/> Boxes x <input type="text"/> 25mm</div><div><div>End Caps</div><table><tr><th>Quantity</th><th>Height (m)</th></tr><tr><td>156mm</td><td><input type="text"/></td></tr><tr><td>156mm</td><td><input type="text"/></td></tr></table><div>Fibre Cement Strip (FCS 9mm)<table><tr><th>Quantity</th><th>Height (m)</th></tr><tr><td>156mm</td><td><input type="text"/></td></tr></table></div><div>Braces 1.5m, 3m or 4.5m heights<table><tr><td>Qty</td><td>1.5m</td><td>x</td><td>\$55</td><td>=</td><td>\$</td></tr><tr><td>Qty</td><td>3m</td><td>x</td><td>\$60</td><td>=</td><td>\$</td></tr><tr><td>Qty</td><td>4.5m</td><td>x</td><td>\$120</td><td>=</td><td>\$</td></tr></table></div></div></div>	Quantity	Height (m)	156mm	<input type="text"/>	156mm	<input type="text"/>	Quantity	Height (m)	156mm	<input type="text"/>	Qty	1.5m	x	\$55	=	\$	Qty	3m	x	\$60	=	\$	Qty	4.5m	x	\$120	=	\$																				
Quantity	Height (m)																																																
156mm	<input type="text"/>																																																
156mm	<input type="text"/>																																																
Quantity	Height (m)																																																
156mm	<input type="text"/>																																																
Qty	1.5m	x	\$55	=	\$																																												
Qty	3m	x	\$60	=	\$																																												
Qty	4.5m	x	\$120	=	\$																																												

[^] Allow up to 10 working day lead time for custom heights. Panel heights under 2500mm incur a cutting fee of \$2.50 per panel

Click below to add other widths

or

Review total and Submit or print summary page

RW110C Speedy Snap-In	RW156C Speedy Snap-In	RW200C Speedy Snap-In	RW256S Slide-In	RW275S Slide-In	RW300S Slide-In						
											
RW200mm Panels 90° Corners Spacers Female Joiners F/F Column Panel H-Joiners J-Track T-Joiners Floortracks End Caps VBL 200 Curve Panel											



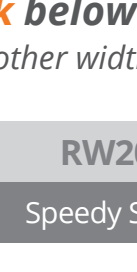



Speedy Snap-In™ Wall Panels Select stock heights or enter custom heights from 600mm to 7.5m [^]	Female/Female Joiners (face width 42mm)																																																
<table><tr><th>Lineal Metres</th><th>Height (m)</th><th>Total m²</th><th>Lineal Metres</th><th>Height (m)</th><th>Total m²</th></tr><tr><td>200mm</td><td><input type="text"/></td><td><input type="text"/></td><td>200mm</td><td><input type="text"/></td><td><input type="text"/></td></tr><tr><td>200mm</td><td><input type="text"/></td><td><input type="text"/></td><td>200mm</td><td><input type="text"/></td><td><input type="text"/></td></tr><tr><td>200mm</td><td><input type="text"/></td><td><input type="text"/></td><td>200mm</td><td><input type="text"/></td><td><input type="text"/></td></tr><tr><td>200mm</td><td><input type="text"/></td><td><input type="text"/></td><td>200mm</td><td><input type="text"/></td><td><input type="text"/></td></tr><tr><td>200mm</td><td><input type="text"/></td><td><input type="text"/></td><td>200mm</td><td><input type="text"/></td><td><input type="text"/></td></tr></table>	Lineal Metres	Height (m)	Total m ²	Lineal Metres	Height (m)	Total m ²	200mm	<input type="text"/>	<input type="text"/>	200mm	<input type="text"/>	<input type="text"/>	200mm	<input type="text"/>	<input type="text"/>	200mm	<input type="text"/>	<input type="text"/>	200mm	<input type="text"/>	<input type="text"/>	200mm	<input type="text"/>	<input type="text"/>	200mm	<input type="text"/>	<input type="text"/>	200mm	<input type="text"/>	<input type="text"/>	200mm	<input type="text"/>	<input type="text"/>	200mm	<input type="text"/>	<input type="text"/>	<table><tr><th>Quantity</th><th>Height (m)</th><th>Quantity</th><th>Height (m)</th></tr><tr><td>200mm</td><td><input type="text"/></td><td>200mm</td><td><input type="text"/></td></tr><tr><td>200mm</td><td><input type="text"/></td><td>200mm</td><td><input type="text"/></td></tr></table>	Quantity	Height (m)	Quantity	Height (m)	200mm	<input type="text"/>	200mm	<input type="text"/>	200mm	<input type="text"/>	200mm	<input type="text"/>
Lineal Metres	Height (m)	Total m ²	Lineal Metres	Height (m)	Total m ²																																												
200mm	<input type="text"/>	<input type="text"/>	200mm	<input type="text"/>	<input type="text"/>																																												
200mm	<input type="text"/>	<input type="text"/>	200mm	<input type="text"/>	<input type="text"/>																																												
200mm	<input type="text"/>	<input type="text"/>	200mm	<input type="text"/>	<input type="text"/>																																												
200mm	<input type="text"/>	<input type="text"/>	200mm	<input type="text"/>	<input type="text"/>																																												
200mm	<input type="text"/>	<input type="text"/>	200mm	<input type="text"/>	<input type="text"/>																																												
Quantity	Height (m)	Quantity	Height (m)																																														
200mm	<input type="text"/>	200mm	<input type="text"/>																																														
200mm	<input type="text"/>	200mm	<input type="text"/>																																														
Ezy-Fit™ 90° Corners	Female/Female Column Panel (face width 250mm)																																																
<table><tr><th>Quantity</th><th>Height (m)</th><th>Total m²</th><th>Quantity</th><th>Height (m)</th><th>Total m²</th></tr><tr><td>200mm</td><td><input type="text"/></td><td><input type="text"/></td><td>200mm</td><td><input type="text"/></td><td><input type="text"/></td></tr><tr><td>200mm</td><td><input type="text"/></td><td><input type="text"/></td><td>200mm</td><td><input type="text"/></td><td><input type="text"/></td></tr><tr><td>200mm</td><td><input type="text"/></td><td><input type="text"/></td><td>200mm</td><td><input type="text"/></td><td><input type="text"/></td></tr></table>	Quantity	Height (m)	Total m ²	Quantity	Height (m)	Total m ²	200mm	<input type="text"/>	<input type="text"/>	200mm	<input type="text"/>	<input type="text"/>	200mm	<input type="text"/>	<input type="text"/>	200mm	<input type="text"/>	<input type="text"/>	200mm	<input type="text"/>	<input type="text"/>	200mm	<input type="text"/>	<input type="text"/>	<table><tr><th>Quantity</th><th>Height (m)</th><th>Quantity</th><th>Height (m)</th></tr><tr><td>200mm</td><td><input type="text"/></td><td>200mm</td><td><input type="text"/></td></tr><tr><td>200mm</td><td><input type="text"/></td><td>200mm</td><td><input type="text"/></td></tr></table>	Quantity	Height (m)	Quantity	Height (m)	200mm	<input type="text"/>	200mm	<input type="text"/>	200mm	<input type="text"/>	200mm	<input type="text"/>												
Quantity	Height (m)	Total m ²	Quantity	Height (m)	Total m ²																																												
200mm	<input type="text"/>	<input type="text"/>	200mm	<input type="text"/>	<input type="text"/>																																												
200mm	<input type="text"/>	<input type="text"/>	200mm	<input type="text"/>	<input type="text"/>																																												
200mm	<input type="text"/>	<input type="text"/>	200mm	<input type="text"/>	<input type="text"/>																																												
Quantity	Height (m)	Quantity	Height (m)																																														
200mm	<input type="text"/>	200mm	<input type="text"/>																																														
200mm	<input type="text"/>	200mm	<input type="text"/>																																														
Spacers 115mm	15 degree Curve Panel																																																
<table><tr><th>Quantity</th><th>Height (m)</th><th>Quantity</th><th>Height (m)</th></tr><tr><td>200mm</td><td><input type="text"/></td><td>200mm</td><td><input type="text"/></td></tr><tr><td>200mm</td><td><input type="text"/></td><td>200mm</td><td><input type="text"/></td></tr></table>	Quantity	Height (m)	Quantity	Height (m)	200mm	<input type="text"/>	200mm	<input type="text"/>	200mm	<input type="text"/>	200mm	<input type="text"/>	<table><tr><th>Quantity</th><th>Height (m)</th></tr><tr><td>200mm</td><td><input type="text"/></td></tr></table>	Quantity	Height (m)	200mm	<input type="text"/>																																
Quantity	Height (m)	Quantity	Height (m)																																														
200mm	<input type="text"/>	200mm	<input type="text"/>																																														
200mm	<input type="text"/>	200mm	<input type="text"/>																																														
Quantity	Height (m)																																																
200mm	<input type="text"/>																																																
H-Joiners	J-Track																																																
<table><tr><th>Quantity</th><th>Height (m)</th><th>Quantity</th><th>Height (m)</th></tr><tr><td>200mm</td><td><input type="text"/></td><td>200mm</td><td><input type="text"/></td></tr><tr><td>200mm</td><td><input type="text"/></td><td>200mm</td><td><input type="text"/></td></tr></table>	Quantity	Height (m)	Quantity	Height (m)	200mm	<input type="text"/>	200mm	<input type="text"/>	200mm	<input type="text"/>	200mm	<input type="text"/>	<table><tr><th>Quantity</th><th>Height (m)</th></tr><tr><td>200mm</td><td><input type="text"/></td></tr></table>	Quantity	Height (m)	200mm	<input type="text"/>																																
Quantity	Height (m)	Quantity	Height (m)																																														
200mm	<input type="text"/>	200mm	<input type="text"/>																																														
200mm	<input type="text"/>	200mm	<input type="text"/>																																														
Quantity	Height (m)																																																
200mm	<input type="text"/>																																																
T-Joiners	Squint Angles (Colorbond®) For non-90° corners																																																
<table><tr><th>Quantity</th><th>Height (m)</th><th>Quantity</th><th>Height (m)</th></tr><tr><td>200mm</td><td><input type="text"/></td><td>200mm</td><td><input type="text"/></td></tr><tr><td>200mm</td><td><input type="text"/></td><td>200mm</td><td><input type="text"/></td></tr></table>	Quantity	Height (m)	Quantity	Height (m)	200mm	<input type="text"/>	200mm	<input type="text"/>	200mm	<input type="text"/>	200mm	<input type="text"/>	<table><tr><th>Quantity</th><th>Height (m)</th></tr><tr><td>200mm</td><td><input type="text"/></td></tr></table>	Quantity	Height (m)	200mm	<input type="text"/>																																
Quantity	Height (m)	Quantity	Height (m)																																														
200mm	<input type="text"/>	200mm	<input type="text"/>																																														
200mm	<input type="text"/>	200mm	<input type="text"/>																																														
Quantity	Height (m)																																																
200mm	<input type="text"/>																																																
Vertical Bar Locator We strongly recommend VBLs for securing of your vertical reinforcement bars	<div>Additional to your m² pricing</div> <div><div>Floor track <input type="radio"/> No floor track required with this order RW200 included in your m² pricing <input type="radio"/> Accept the recommended Floor track amount 00 L/M Extra floor track* Enter lineal metres you require, additional to that included in your m² pricing *supplied in 3m lengths <input type="radio"/> PVC floor track <input type="radio"/> Floor angle Screws 1,000 per box <input type="radio"/> No screws required with this order <input type="text"/> Boxes x <input type="text"/> 25mm</div><div><div>End Caps</div><table><tr><th>Quantity</th><th>Height (m)</th></tr><tr><td>200mm</td><td><input type="text"/></td></tr><tr><td>200mm</td><td><input type="text"/></td></tr></table><div>Fibre Cement Strip (FCS 9mm compressed)<table><tr><th>Quantity</th><th>Height (m)</th></tr><tr><td>200mm</td><td><input type="text"/></td></tr></table></div><div>Braces 1.5m, 3m or 4.5m heights<table><tr><td>Qty</td><td>1.5m</td><td>x</td><td>\$55</td><td>=</td><td>\$</td></tr><tr><td>Qty</td><td>3m</td><td>x</td><td>\$60</td><td>=</td><td>\$</td></tr><tr><td>Qty</td><td>4.5m</td><td>x</td><td>\$120</td><td>=</td><td>\$</td></tr></table></div></div></div>	Quantity	Height (m)	200mm	<input type="text"/>	200mm	<input type="text"/>	Quantity	Height (m)	200mm	<input type="text"/>	Qty	1.5m	x	\$55	=	\$	Qty	3m	x	\$60	=	\$	Qty	4.5m	x	\$120	=	\$																				
Quantity	Height (m)																																																
200mm	<input type="text"/>																																																
200mm	<input type="text"/>																																																
Quantity	Height (m)																																																
200mm	<input type="text"/>																																																
Qty	1.5m	x	\$55	=	\$																																												
Qty	3m	x	\$60	=	\$																																												
Qty	4.5m	x	\$120	=	\$																																												

[^] Allow up to 10 working day lead time for custom heights. Panel heights under 2500mm incur a cutting fee of \$2.50 per panel

Click below to add other widths

or

Review total and Submit or print summary page

RW110C Speedy Snap-In	RW156C Speedy Snap-In	RW200C Speedy Snap-In	RW256S Slide-In	RW275S Slide-In	RW300S Slide-In
					
RW256mm Panels Female Joiners Floortracks End Caps Quickcap™ VBL 250+					




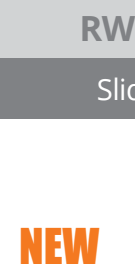


Slide-In Wall Panels Select stock heights or enter custom heights from 600mm to 7.5m [^]	Female/Female Joiners (face width 42mm)																																																
<table><tr><th>Lineal Metres</th><th>Height (m)</th><th>Total m²</th><th>Lineal Metres</th><th>Height (m)</th><th>Total m²</th></tr><tr><td>256mm</td><td><input type="text"/></td><td><input type="text"/></td><td>256mm</td><td><input type="text"/></td><td><input type="text"/></td></tr><tr><td>256mm</td><td><input type="text"/></td><td><input type="text"/></td><td>256mm</td><td><input type="text"/></td><td><input type="text"/></td></tr><tr><td>256mm</td><td><input type="text"/></td><td><input type="text"/></td><td>256mm</td><td><input type="text"/></td><td><input type="text"/></td></tr><tr><td>256mm</td><td><input type="text"/></td><td><input type="text"/></td><td>256mm</td><td><input type="text"/></td><td><input type="text"/></td></tr><tr><td>256mm</td><td><input type="text"/></td><td><input type="text"/></td><td>256mm</td><td><input type="text"/></td><td><input type="text"/></td></tr></table>	Lineal Metres	Height (m)	Total m ²	Lineal Metres	Height (m)	Total m ²	256mm	<input type="text"/>	<input type="text"/>	256mm	<input type="text"/>	<input type="text"/>	256mm	<input type="text"/>	<input type="text"/>	256mm	<input type="text"/>	<input type="text"/>	256mm	<input type="text"/>	<input type="text"/>	256mm	<input type="text"/>	<input type="text"/>	256mm	<input type="text"/>	<input type="text"/>	256mm	<input type="text"/>	<input type="text"/>	256mm	<input type="text"/>	<input type="text"/>	256mm	<input type="text"/>	<input type="text"/>	<table><tr><th>Quantity</th><th>Height (m)</th><th>Quantity</th><th>Height (m)</th></tr><tr><td>256mm</td><td><input type="text"/></td><td>256mm</td><td><input type="text"/></td></tr><tr><td>256mm</td><td><input type="text"/></td><td>256mm</td><td><input type="text"/></td></tr></table>	Quantity	Height (m)	Quantity	Height (m)	256mm	<input type="text"/>	256mm	<input type="text"/>	256mm	<input type="text"/>	256mm	<input type="text"/>
Lineal Metres	Height (m)	Total m ²	Lineal Metres	Height (m)	Total m ²																																												
256mm	<input type="text"/>	<input type="text"/>	256mm	<input type="text"/>	<input type="text"/>																																												
256mm	<input type="text"/>	<input type="text"/>	256mm	<input type="text"/>	<input type="text"/>																																												
256mm	<input type="text"/>	<input type="text"/>	256mm	<input type="text"/>	<input type="text"/>																																												
256mm	<input type="text"/>	<input type="text"/>	256mm	<input type="text"/>	<input type="text"/>																																												
256mm	<input type="text"/>	<input type="text"/>	256mm	<input type="text"/>	<input type="text"/>																																												
Quantity	Height (m)	Quantity	Height (m)																																														
256mm	<input type="text"/>	256mm	<input type="text"/>																																														
256mm	<input type="text"/>	256mm	<input type="text"/>																																														
Vertical Bar Locator We strongly recommend VBLs for securing of your vertical reinforcement bars	15 degree Curve Panel																																																
<table><tr><th>Quantity</th><th>Height (m)</th><th>Quantity</th><th>Height (m)</th></tr><tr><td>256mm</td><td><input type="text"/></td><td>256mm</td><td><input type="text"/></td></tr><tr><td>256mm</td><td><input type="text"/></td><td>256mm</td><td><input type="text"/></td></tr></table>	Quantity	Height (m)	Quantity	Height (m)	256mm	<input type="text"/>	256mm	<input type="text"/>	256mm	<input type="text"/>	256mm	<input type="text"/>	<table><tr><th>Quantity</th><th>Height (m)</th></tr><tr><td>256mm</td><td><input type="text"/></td></tr></table>	Quantity	Height (m)	256mm	<input type="text"/>																																
Quantity	Height (m)	Quantity	Height (m)																																														
256mm	<input type="text"/>	256mm	<input type="text"/>																																														
256mm	<input type="text"/>	256mm	<input type="text"/>																																														
Quantity	Height (m)																																																
256mm	<input type="text"/>																																																
Vertical Bar Locator We strongly recommend VBLs for securing of your vertical reinforcement bars	<div>Additional to your m² pricing</div> <div><div>Floor track <input type="radio"/> No floor track required with this order RW256 included in your m² pricing <input type="radio"/> Accept the recommended Floor track amount 00 L/M Extra floor track* Enter lineal metres you require, additional to that included in your m² pricing *supplied in 3m lengths <input type="radio"/> PVC floor track <input type="radio"/> Floor angle Screws 1,000 per box <input type="radio"/> No screws required with this order <input type="text"/> Boxes x <input type="text"/> 25mm</div><div><div>End Caps</div><table><tr><th>Quantity</th><th>Height (m)</th></tr><tr><td>256mm</td><td><input type="text"/></td></tr><tr><td>256mm</td><td><input type="text"/></td></tr></table><div>QuickCap™ (End Cap, no bracing required)<table><tr><th>Quantity</th><th>Height (m)</th></tr><tr><td>256mm</td><td><input type="text"/></td></tr><tr><td>256mm</td><td><input type="text"/></td></tr></table></div><div>Braces 1.5m, 3m or 4.5m heights<table><tr><td>Qty</td><td>1.5m</td><td>x</td><td>\$55</td><td>=</td><td>\$</td></tr><tr><td>Qty</td><td>3m</td><td>x</td><td>\$60</td><td>=</td><td>\$</td></tr><tr><td>Qty</td><td>4.5m</td><td>x</td><td>\$120</td><td>=</td><td>\$</td></tr></table></div></div></div>	Quantity	Height (m)	256mm	<input type="text"/>	256mm	<input type="text"/>	Quantity	Height (m)	256mm	<input type="text"/>	256mm	<input type="text"/>	Qty	1.5m	x	\$55	=	\$	Qty	3m	x	\$60	=	\$	Qty	4.5m	x	\$120	=	\$																		
Quantity	Height (m)																																																
256mm	<input type="text"/>																																																
256mm	<input type="text"/>																																																
Quantity	Height (m)																																																
256mm	<input type="text"/>																																																
256mm	<input type="text"/>																																																
Qty	1.5m	x	\$55	=	\$																																												
Qty	3m	x	\$60	=	\$																																												
Qty	4.5m	x	\$120	=	\$																																												

[^] Allow up to 10 working day lead time for custom heights. Panel heights under 2500mm incur a cutting fee of \$2.50 per panel

Click below to add other widths

or

Review total and Submit or print summary page

RW110C Speedy Snap-In	RW156C Speedy Snap-In	RW200C Speedy Snap-In	RW256S Slide-In	RW275S Slide-In	RW300S Slide-In
					
RW275mm Panels Female Joiners End Caps VBL 250+ Quickcap™ VBL 250+					

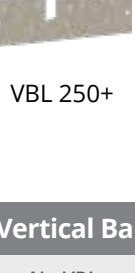
Slide-In Wall Panels Select stock heights or enter custom heights from 600mm to 7.5m [^]	Vertical Bar Locator We strongly recommend VBLs for securing of your vertical reinforcement bars																																																
<table><tr><th>Lineal Metres</th><th>Height (m)</th><th>Total m²</th><th>Lineal Metres</th><th>Height (m)</th><th>Total m²</th></tr><tr><td>275mm</td><td><input type="text"/></td><td><input type="text"/></td><td>275mm</td><td><input type="text"/></td><td><input type="text"/></td></tr><tr><td>275mm</td><td><input type="text"/></td><td><input type="text"/></td><td>275mm</td><td><input type="text"/></td><td><input type="text"/></td></tr><tr><td>275mm</td><td><input type="text"/></td><td><input type="text"/></td><td>275mm</td><td><input type="text"/></td><td><input type="text"/></td></tr><tr><td>275mm</td><td><input type="text"/></td><td><input type="text"/></td><td>275mm</td><td><input type="text"/></td><td><input type="text"/></td></tr><tr><td>275mm</td><td><input type="text"/></td><td><input type="text"/></td><td>275mm</td><td><input type="text"/></td><td><input type="text"/></td></tr></table>	Lineal Metres	Height (m)	Total m ²	Lineal Metres	Height (m)	Total m ²	275mm	<input type="text"/>	<input type="text"/>	275mm	<input type="text"/>	<input type="text"/>	275mm	<input type="text"/>	<input type="text"/>	275mm	<input type="text"/>	<input type="text"/>	275mm	<input type="text"/>	<input type="text"/>	275mm	<input type="text"/>	<input type="text"/>	275mm	<input type="text"/>	<input type="text"/>	275mm	<input type="text"/>	<input type="text"/>	275mm	<input type="text"/>	<input type="text"/>	275mm	<input type="text"/>	<input type="text"/>	<table><tr><th>Quantity</th><th>Height (m)</th><th>Quantity</th><th>Height (m)</th></tr><tr><td>275mm</td><td><input type="text"/></td><td>275mm</td><td><input type="text"/></td></tr><tr><td>275mm</td><td><input type="text"/></td><td>275mm</td><td><input type="text"/></td></tr></table>	Quantity	Height (m)	Quantity	Height (m)	275mm	<input type="text"/>	275mm	<input type="text"/>	275mm	<input type="text"/>	275mm	<input type="text"/>
Lineal Metres	Height (m)	Total m ²	Lineal Metres	Height (m)	Total m ²																																												
275mm	<input type="text"/>	<input type="text"/>	275mm	<input type="text"/>	<input type="text"/>																																												
275mm	<input type="text"/>	<input type="text"/>	275mm	<input type="text"/>	<input type="text"/>																																												
275mm	<input type="text"/>	<input type="text"/>	275mm	<input type="text"/>	<input type="text"/>																																												
275mm	<input type="text"/>	<input type="text"/>	275mm	<input type="text"/>	<input type="text"/>																																												
275mm	<input type="text"/>	<input type="text"/>	275mm	<input type="text"/>	<input type="text"/>																																												
Quantity	Height (m)	Quantity	Height (m)																																														
275mm	<input type="text"/>	275mm	<input type="text"/>																																														
275mm	<input type="text"/>	275mm	<input type="text"/>																																														
Female/Female Joiners (face width 42mm)	<div>Additional to your m² pricing</div> <div><div>Screws 1,000 per box <input type="radio"/> No screws required with this order <input type="text"/> Boxes x <input type="text"/> 25mm</div><div><div>End Caps</div><table><tr><th>Quantity</th><th>Height (m)</th></tr><tr><td>275mm</td><td><input type="text"/></td></tr><tr><td>275mm</td><td><input type="text"/></td></tr></table><div>Fibre Cement Strip (FCS 12mm compressed)<table><tr><th>Quantity</th><th>Height (m)</th></tr><tr><td>275mm</td><td><input type="text"/></td></tr></table></div><div>Braces 1.5m, 3m or 4.5m heights<table><tr><td>Qty</td><td>1.5m</td><td>x</td><td>\$55</td><td>=</td><td>\$</td></tr><tr><td>Qty</td><td>3m</td><td>x</td><td>\$60</td><td>=</td><td>\$</td></tr><tr><td>Qty</td><td>4.5m</td><td>x</td><td>\$120</td><td>=</td><td>\$</td></tr></table></div></div></div>	Quantity	Height (m)	275mm	<input type="text"/>	275mm	<input type="text"/>	Quantity	Height (m)	275mm	<input type="text"/>	Qty	1.5m	x	\$55	=	\$	Qty	3m	x	\$60	=	\$	Qty	4.5m	x	\$120	=	\$																				
Quantity	Height (m)																																																
275mm	<input type="text"/>																																																
275mm	<input type="text"/>																																																
Quantity	Height (m)																																																
275mm	<input type="text"/>																																																
Qty	1.5m	x	\$55	=	\$																																												
Qty	3m	x	\$60	=	\$																																												
Qty	4.5m	x	\$120	=	\$																																												

[^] Allow up to 10 working day lead time for custom heights. Panel heights under 2500mm incur a cutting fee of \$2.50 per panel

Click below to add other widths

or

Review total and Submit or print summary page

RW110C Speedy Snap-In	RW156C Speedy Snap-In	RW200C Speedy Snap-In	RW256S Slide-In	RW275S Slide-In	RW300S Slide-In
					
RW300mm Panels Female Joiners End Caps VBL 250+ Quickcap™ VBL 250+					

Slide-In Wall Panels Select stock heights or enter custom heights from 600mm to 7.5m [^]	Vertical Bar Locator We strongly recommend VBLs for securing of your vertical reinforcement bars																																																
<table><tr><th>Lineal Metres</th><th>Height (m)</th><th>Total m²</th><th>Lineal Metres</th><th>Height (m)</th><th>Total m²</th></tr><tr><td>300mm</td><td><input type="text"/></td><td><input type="text"/></td><td>300mm</td><td><input type="text"/></td><td><input type="text"/></td></tr><tr><td>300mm</td><td><input type="text"/></td><td><input type="text"/></td><td>300mm</td><td><input type="text"/></td><td><input type="text"/></td></tr><tr><td>300mm</td><td><input type="text"/></td><td><input type="text"/></td><td>300mm</td><td><input type="text"/></td><td><input type="text"/></td></tr><tr><td>300mm</td><td><input type="text"/></td><td><input type="text"/></td><td>300mm</td><td><input type="text"/></td><td><input type="text"/></td></tr><tr><td>300mm</td><td><input type="text"/></td><td><input type="text"/></td><td>300mm</td><td><input type="text"/></td><td><input type="text"/></td></tr></table>	Lineal Metres	Height (m)	Total m ²	Lineal Metres	Height (m)	Total m ²	300mm	<input type="text"/>	<input type="text"/>	300mm	<input type="text"/>	<input type="text"/>	300mm	<input type="text"/>	<input type="text"/>	300mm	<input type="text"/>	<input type="text"/>	300mm	<input type="text"/>	<input type="text"/>	300mm	<input type="text"/>	<input type="text"/>	300mm	<input type="text"/>	<input type="text"/>	300mm	<input type="text"/>	<input type="text"/>	300mm	<input type="text"/>	<input type="text"/>	300mm	<input type="text"/>	<input type="text"/>	<table><tr><th>Quantity</th><th>Height (m)</th><th>Quantity</th><th>Height (m)</th></tr><tr><td>300mm</td><td><input type="text"/></td><td>300mm</td><td><input type="text"/></td></tr><tr><td>300mm</td><td><input type="text"/></td><td>300mm</td><td><input type="text"/></td></tr></table>	Quantity	Height (m)	Quantity	Height (m)	300mm	<input type="text"/>	300mm	<input type="text"/>	300mm	<input type="text"/>	300mm	<input type="text"/>
Lineal Metres	Height (m)	Total m ²	Lineal Metres	Height (m)	Total m ²																																												
300mm	<input type="text"/>	<input type="text"/>	300mm	<input type="text"/>	<input type="text"/>																																												
300mm	<input type="text"/>	<input type="text"/>	300mm	<input type="text"/>	<input type="text"/>																																												
300mm	<input type="text"/>	<input type="text"/>	300mm	<input type="text"/>	<input type="text"/>																																												
300mm	<input type="text"/>	<input type="text"/>	300mm	<input type="text"/>	<input type="text"/>																																												
300mm	<input type="text"/>	<input type="text"/>	300mm	<input type="text"/>	<input type="text"/>																																												
Quantity	Height (m)	Quantity	Height (m)																																														
300mm	<input type="text"/>	300mm	<input type="text"/>																																														
300mm	<input type="text"/>	300mm	<input type="text"/>																																														
Female/Female Joiners 62mm	<div>Additional to your m² pricing</div> <div><div>Screws 1,000 per box <input type="radio"/> No screws required with this order <input type="text"/> Boxes x <input type="text"/> 25mm</div><div><div>End Caps</div></div></div>																																																